

INVESTMENTS IN HOMELESSNESS ASSISTANCE ARE WORKING IN

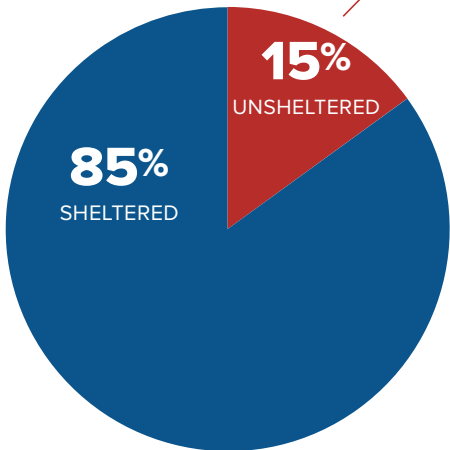
MICHIGAN

8,997
MICHIGANIANS EXPERIENCE HOMELESSNESS ON ANY GIVEN NIGHT IN 2023.
↓ **0.6%**
BETWEEN 2017-2023

While **11,234** MI residents were permanently housed last year,




1,335
MICHIGANIANS LIVING IN PLACES NOT MEANT FOR HUMAN HABITATION



3,509
PEOPLE IN FAMILIES



1,161
CHRONICALLY HOMELESS



1,659
ADULTS AGED 55 AND OLDER



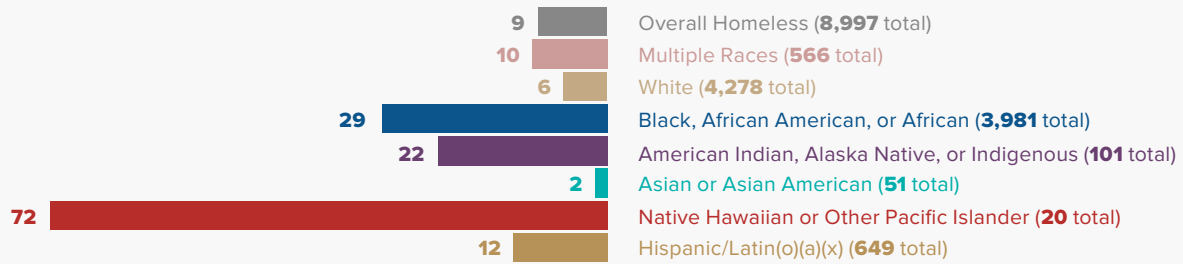
484
VETERANS



CATEGORIES AMONG MI RESIDENTS EXPERIENCING HOMELESSNESS.

Categories are not mutually exclusive. Statistics drawn from the 2023 HUD Point in Time Count.

Rates of Homelessness (per 10,000 MI residents)



To prevent and end homelessness, lawmakers must invest in increasing access to **AFFORDABLE HOUSING** and expanding the nationwide network of **SUPPORTIVE SERVICES**.

