

# MORE INVESTMENTS ARE NEEDED TO END HOMELESSNESS IN

# ILLINOIS

**11,947**

ILLINOISANS EXPERIENCE HOMELESSNESS ON ANY GIVEN NIGHT IN 2023.

↑ **10.6%**  
BETWEEN 2017-2023

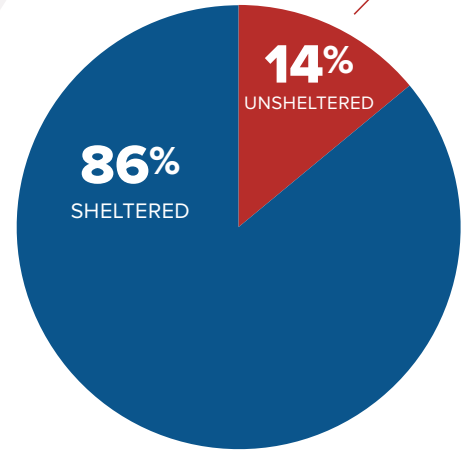
While **10,731** IL residents were permanently housed last year,



**22,757** entered into homelessness.

**1,619**

ILLINOISANS LIVING IN PLACES NOT MEANT FOR HUMAN HABITATION



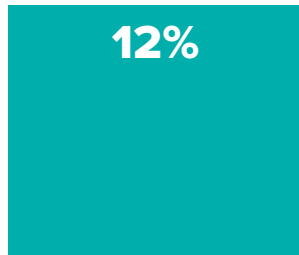
**4,045**

PEOPLE IN FAMILIES



**1,443**

CHRONICALLY HOMELESS



**1,951**

ADULTS AGED 55 AND OLDER



**523**

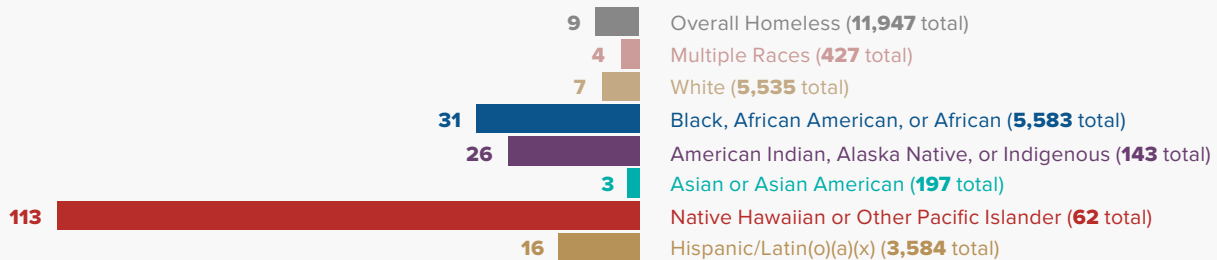
VETERANS



### CATEGORIES AMONG IL RESIDENTS EXPERIENCING HOMELESSNESS.

Categories are not mutually exclusive. Statistics drawn from the 2023 HUD Point in Time Count.

### Rates of Homelessness (per 10,000 IL residents)



To prevent and end homelessness, lawmakers must invest in increasing access to **AFFORDABLE HOUSING** and expanding the nationwide network of **SUPPORTIVE SERVICES**.

