

# MORE INVESTMENTS ARE NEEDED TO END HOMELESSNESS IN

# UTAH

**3,687**

UTAHNS EXPERIENCE HOMELESSNESS ON ANY GIVEN NIGHT IN 2023.

**↑ 29.3%**

BETWEEN 2017–2023

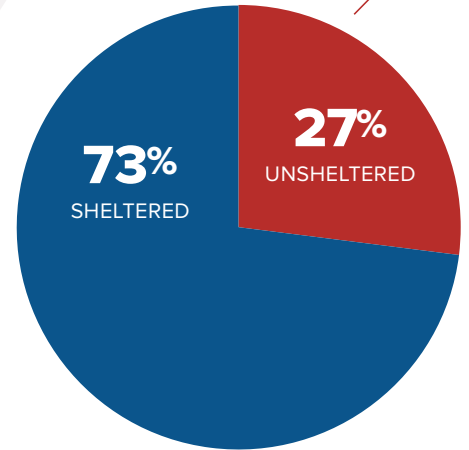
While **3,204** UT residents were permanently housed last year,



**9,361** entered into homelessness.

**980**

UTAHNS LIVING IN PLACES NOT MEANT FOR HUMAN HABITATION




**920**

PEOPLE IN FAMILIES



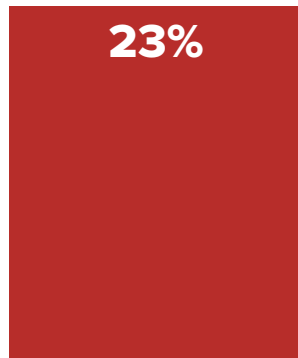
**1,004**

CHRONICALLY HOMELESS



**854**

ADULTS AGED 55 AND OLDER



**181**

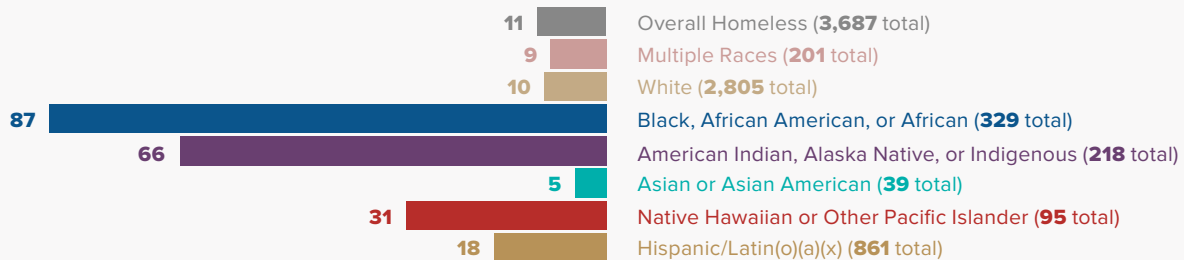
VETERANS



### CATEGORIES AMONG UT RESIDENTS EXPERIENCING HOMELESSNESS.

Categories are not mutually exclusive. Statistics drawn from the 2023 HUD Point in Time Count.

### Rates of Homelessness (per 10,000 UT residents)



To prevent and end homelessness, lawmakers must invest in increasing access to **AFFORDABLE HOUSING** and expanding the nationwide network of **SUPPORTIVE SERVICES**.

