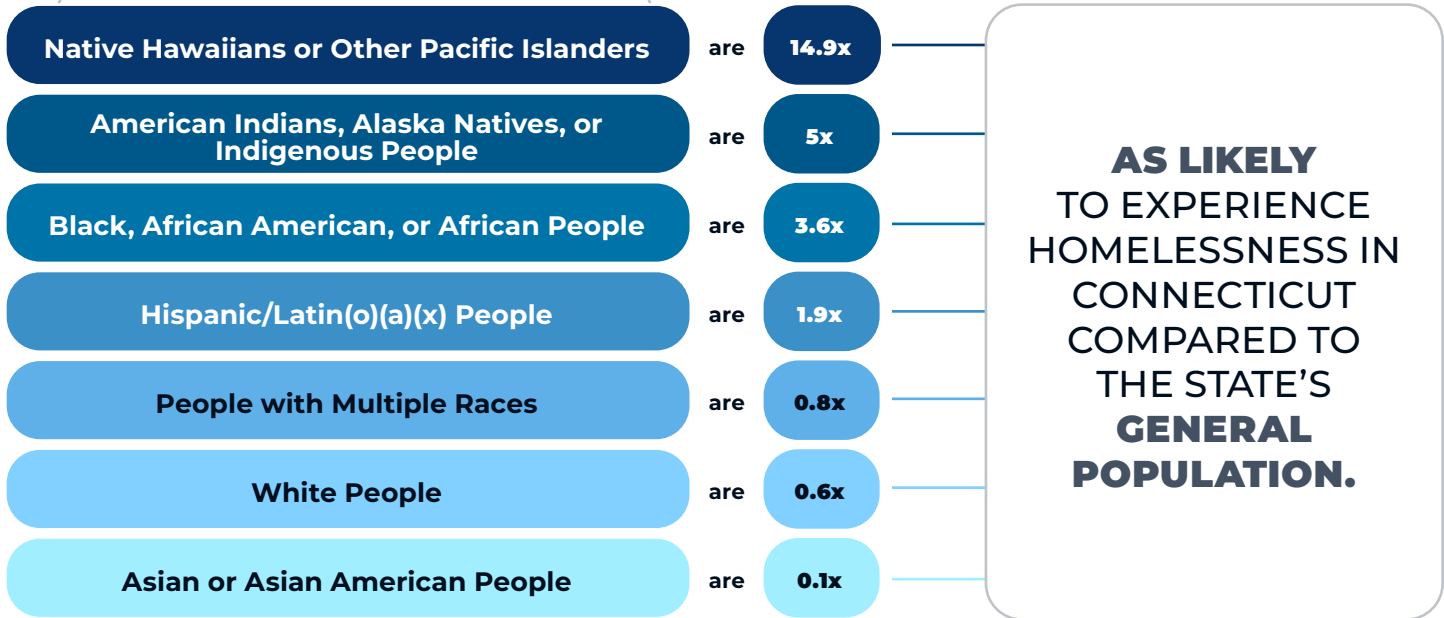


**HOMELESSNESS  
DISPARITIES IN**

# CONNECTICUT

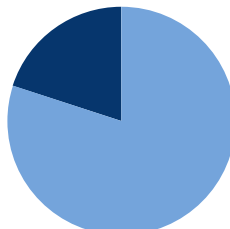
**10.4** out of every **10,000** CT residents are experiencing homelessness.  
**However, this trauma is not felt equally across populations in the state.**

People who identify as:



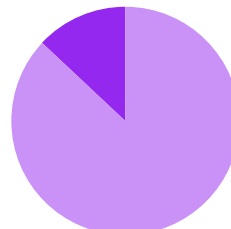
SOME GENDERS EXPERIENCE **UNSHELTERED HOMELESSNESS** MORE THAN OTHERS.

**19.8%**  
are unsheltered



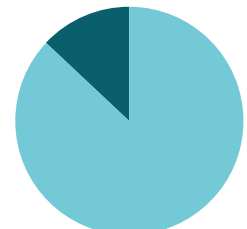
**MEN**

**12.7%**  
are unsheltered



**WOMEN**

**12.5%**  
are unsheltered



**GENDER EXPANSIVE**



Recurring homelessness among **PEOPLE WITH DISABILITIES** continues to rise in response to a shortage of accessible, affordable housing units.

HOMELESSNESS IN **RURAL AREAS** REVEAL DISPARITIES SUCH AS:



Highest percentages of **PEOPLE UNSHELTERED** within their communities (31 percent).



Highest percentage of unsheltered **INDIVIDUALS IN CHRONIC SITUATIONS.**

**SOLVING HOMELESSNESS FOR ALL PEOPLE** in the United States will require us to account for groups who have been excluded, systems that don't work for everyone, and outcomes that are unfair along geography, gender, age, sexual orientation, disability, race, and other demographics.