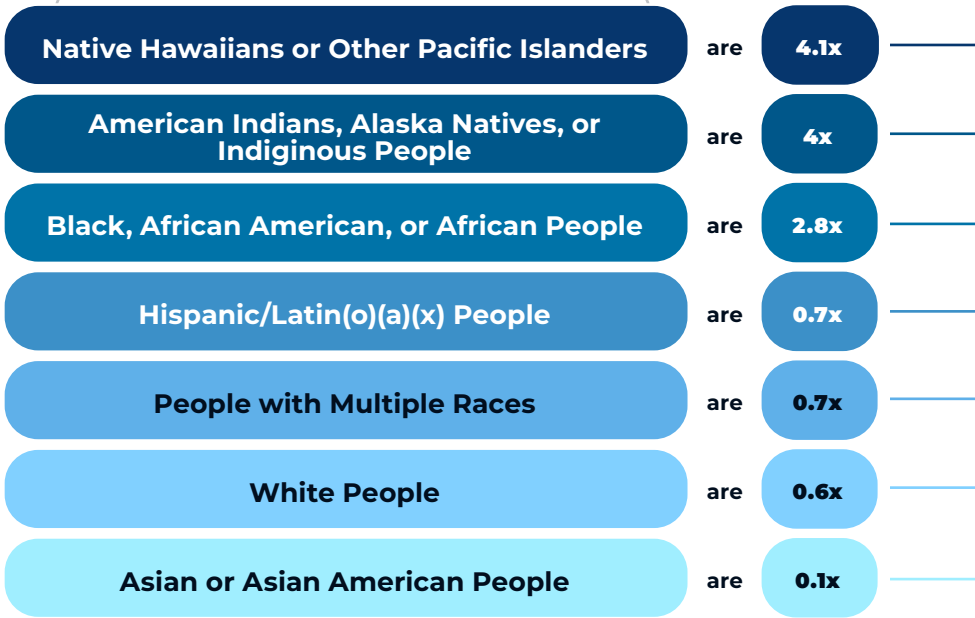


**HOMELESSNESS
DISPARITIES IN**

DELAWARE

15.9 out of every **10,000** DE residents are experiencing homelessness.
However, this trauma is not felt equally across populations in the state.

People who identify as:

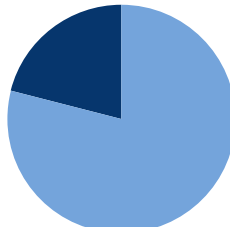


**AS LIKELY
TO EXPERIENCE
HOMELESSNESS IN
DELAWARE
COMPARED TO
THE STATE'S
GENERAL
POPULATION.**



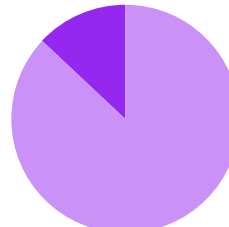
SOME GENDERS EXPERIENCE
**UNSHELTERED
HOMELESSNESS**
MORE THAN OTHERS.

21.1%
are unsheltered



MEN

12.9%
are unsheltered



WOMEN

The 2024 HUD PIT Count has insufficient data on Gender-expansive populations in Delaware.



Recurring homelessness among **PEOPLE WITH DISABILITIES** continues to rise in response to a shortage of accessible, affordable housing units.

HOMELESSNESS IN **RURAL AREAS** REVEAL DISPARITIES SUCH AS:



Highest percentages of **PEOPLE UNSHELTERED** within their communities (31 percent).



Highest percentage of unsheltered **INDIVIDUALS IN CHRONIC SITUATIONS.**

SOLVING HOMELESSNESS FOR ALL PEOPLE in the United States will require us to account for groups who have been excluded, systems that don't work for everyone, and outcomes that are unfair along geography, gender, age, sexual orientation, disability, race, and other demographics.

