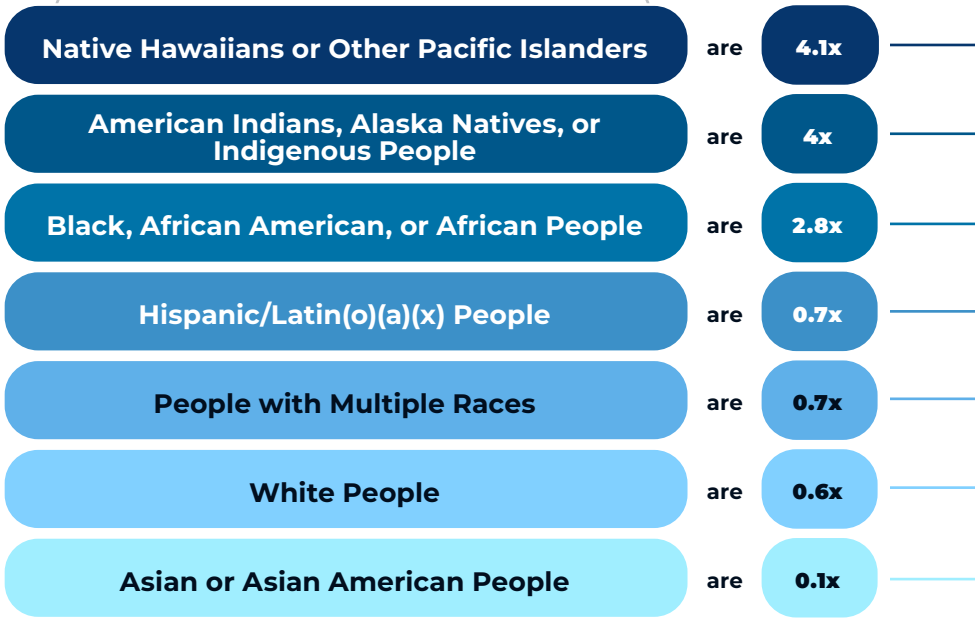


**HOMELESSNESS  
DISPARITIES IN**

# DELAWARE

**15.9** out of every **10,000** DE residents are experiencing homelessness.  
**However, this trauma is not felt equally across populations in the state.**

People who identify as:

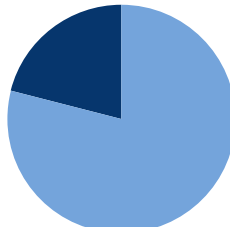


**AS LIKELY  
TO EXPERIENCE  
HOMELESSNESS IN  
DELAWARE  
COMPARED TO  
THE STATE'S  
GENERAL  
POPULATION.**



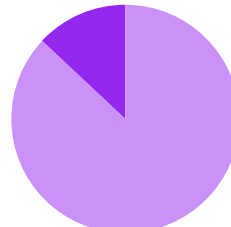
SOME GENDERS EXPERIENCE  
**UNSHELTERED  
HOMELESSNESS**  
MORE THAN OTHERS.

**21.1%**  
are unsheltered



**MEN**

**12.9%**  
are unsheltered



**WOMEN**

*The 2024 HUD  
PIT Count has  
insufficient data on  
Gender-expansive  
populations in  
Delaware.*



Recurring homelessness among  
**PEOPLE WITH DISABILITIES**  
continues to rise in response to a  
shortage of accessible, affordable  
housing units.

HOMELESSNESS IN **RURAL AREAS** REVEAL DISPARITIES SUCH AS:



Highest percentages of **PEOPLE  
UNSHELTERED** within their  
communities (31 percent).



Highest percentage of unsheltered  
**INDIVIDUALS IN CHRONIC  
SITUATIONS.**

**SOLVING HOMELESSNESS FOR ALL PEOPLE** in the United States will require us to account for groups who have been excluded, systems that don't work for everyone, and outcomes that are unfair along geography, gender, age, sexual orientation, disability, race, and other demographics.

