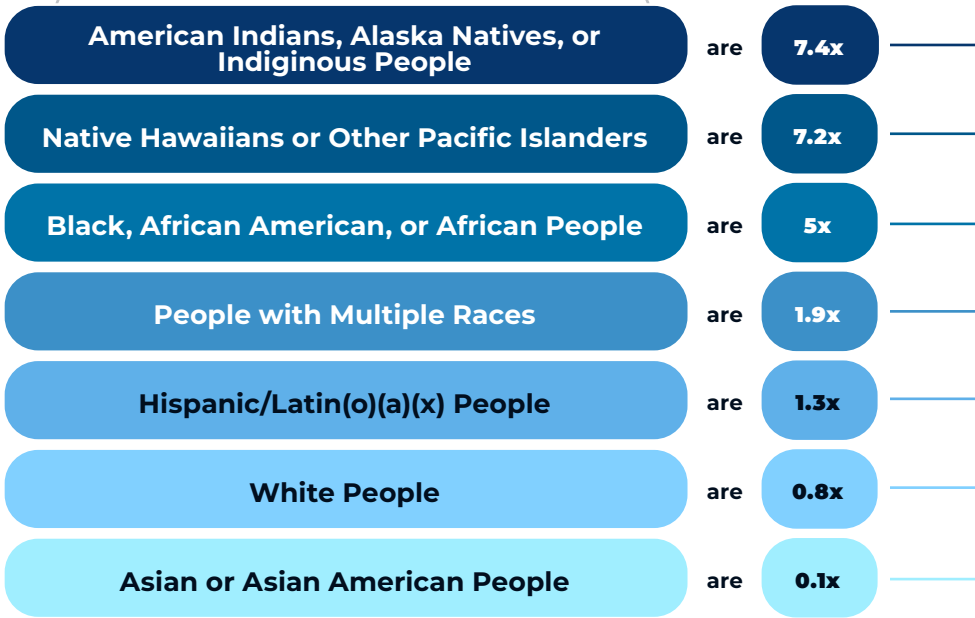


**HOMELESSNESS
DISPARITIES IN**

RHODE ISLAND

21.6 out of every **10,000** RI residents are experiencing homelessness.
However, this trauma is not felt equally across populations in the state.

People who identify as:

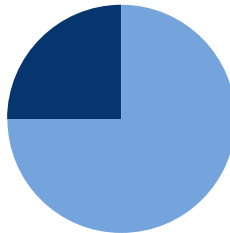


**AS LIKELY
TO EXPERIENCE
HOMELESSNESS IN
RHODE ISLAND
COMPARED TO
THE STATE'S
GENERAL
POPULATION.**



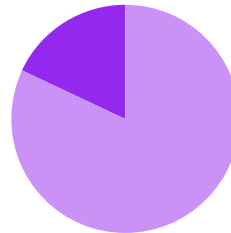
SOME GENDERS EXPERIENCE
**UNSHELTERED
HOMELESSNESS**
MORE THAN OTHERS.

24.7%
are unsheltered



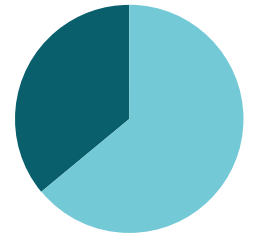
MEN

17.8%
are unsheltered



WOMEN

35.7%
are unsheltered



GENDER EXPANSIVE



Recurring homelessness among **PEOPLE WITH DISABILITIES** continues to rise in response to a shortage of accessible, affordable housing units.

HOMELESSNESS IN **RURAL AREAS** REVEAL DISPARITIES SUCH AS:



Highest percentages of **PEOPLE UNSHELTERED** within their communities (31 percent).



Highest percentage of unsheltered **INDIVIDUALS IN CHRONIC SITUATIONS.**

SOLVING HOMELESSNESS FOR ALL PEOPLE in the United States will require us to account for groups who have been excluded, systems that don't work for everyone, and outcomes that are unfair along geography, gender, age, sexual orientation, disability, race, and other demographics.

