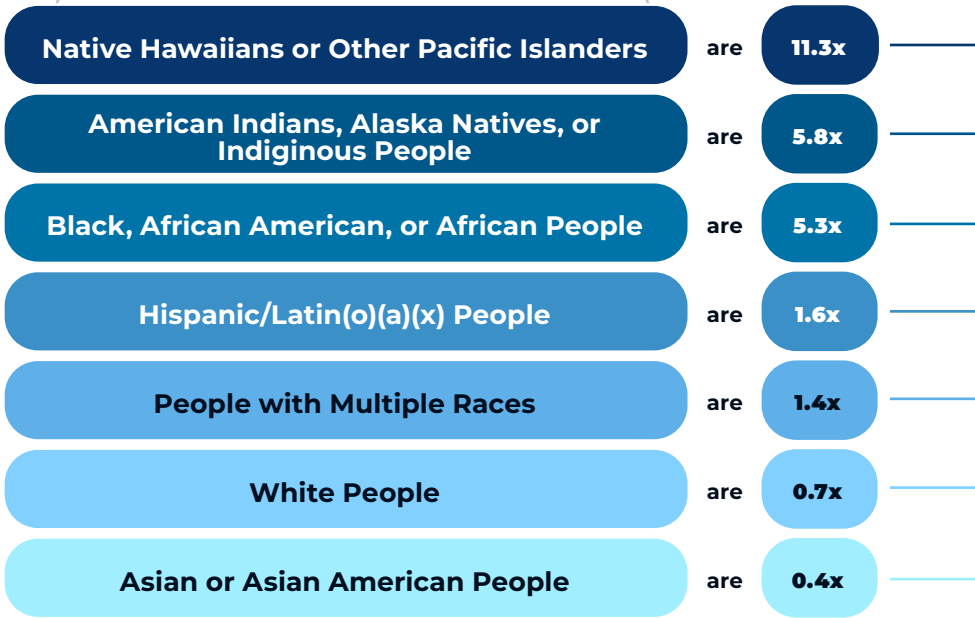


**HOMELESSNESS
DISPARITIES IN**

WISCONSIN

8.9 out of every 10,000 WI residents are experiencing homelessness. However, this trauma is not felt equally across populations in the state.

People who identify as:

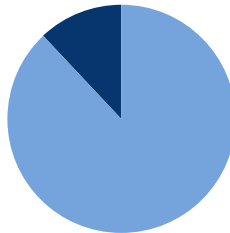


**AS LIKELY
TO EXPERIENCE
HOMELESSNESS IN
WISCONSIN
COMPARED TO
THE STATE'S
GENERAL
POPULATION.**



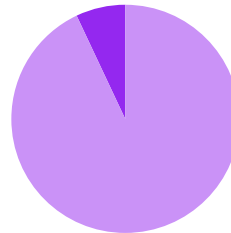
SOME GENDERS EXPERIENCE **UNSHELTERED HOMELESSNESS** MORE THAN OTHERS.

12.2%
are unsheltered



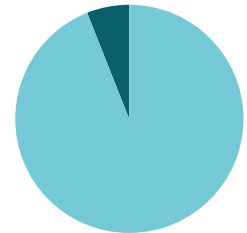
MEN

7.3%
are unsheltered



WOMEN

6.4%
are unsheltered



GENDER EXPANSIVE



Recurring homelessness among **PEOPLE WITH DISABILITIES** continues to rise in response to a shortage of accessible, affordable housing units.

HOMELESSNESS IN **RURAL AREAS** REVEAL DISPARITIES SUCH AS:



Highest percentages of **PEOPLE UNSHELTERED** within their communities (31 percent).



Highest percentage of unsheltered **INDIVIDUALS IN CHRONIC SITUATIONS.**

SOLVING HOMELESSNESS FOR ALL PEOPLE in the United States will require us to account for groups who have been excluded, systems that don't work for everyone, and outcomes that are unfair along geography, gender, age, sexual orientation, disability, race, and other demographics.

